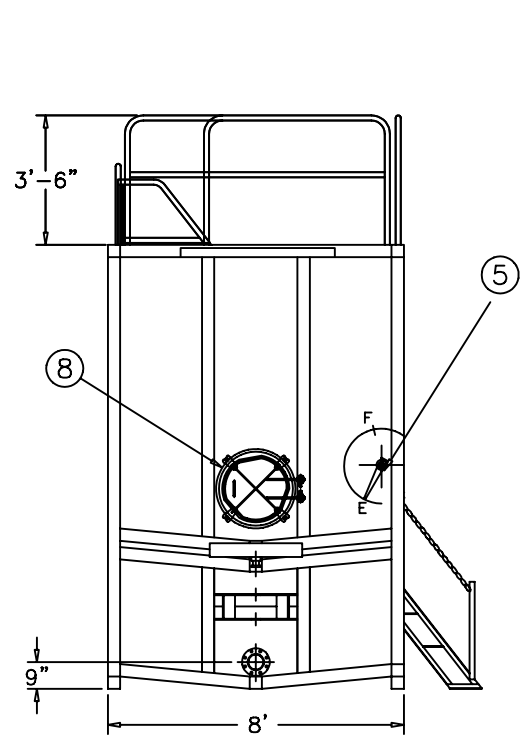
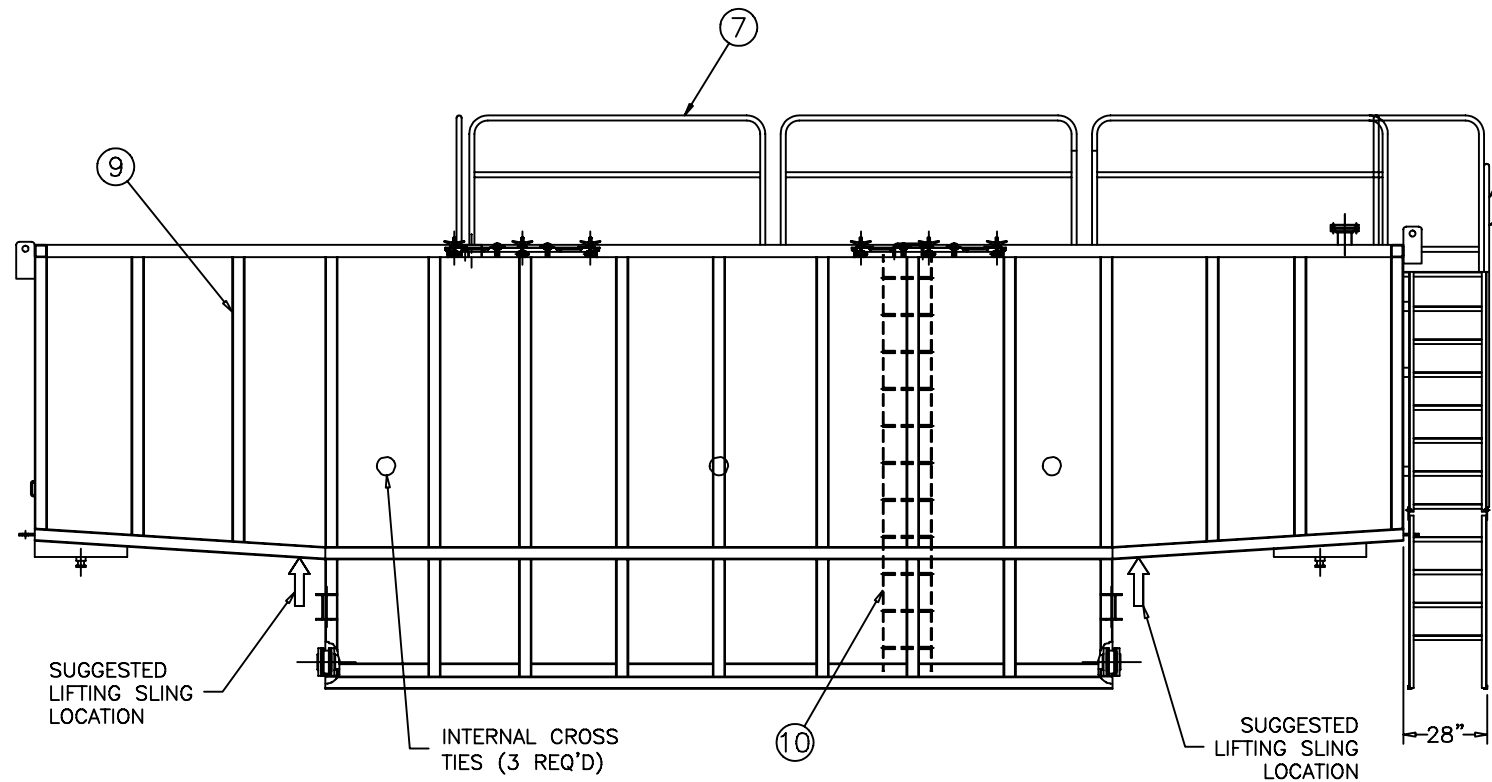


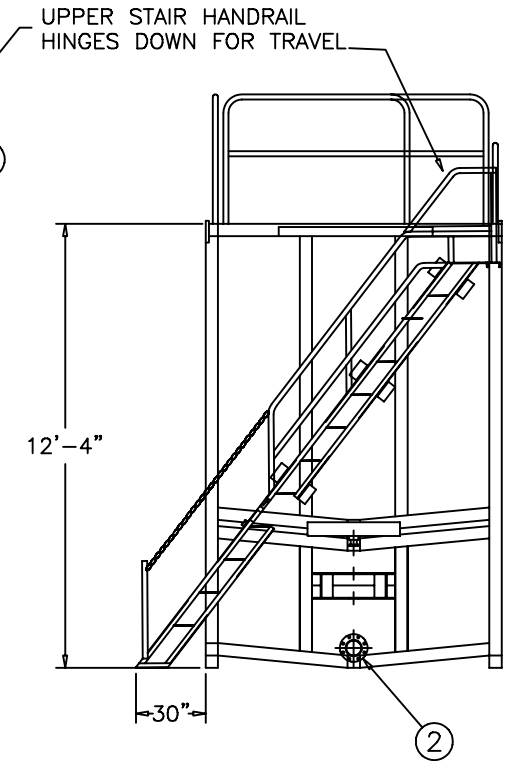
ITEM	QTY	DESCRIPTION
1	1	PRESSURE/VACUUM RELIEF VALVE
2	2	4" BUTTERFLY VALVE (SEE NOTE 1)
3	2	HINGED VAPOR PROOF HATCH
4	2	6" FLANGE WITH BLIND FLANGE (SEE NOTE 1)
5	1	LEVEL POINTER
6	1	OSHA COMPLIANT STAIRWAY & RAILS
7	1	OSHA COMPLIANT GUARD RAILS
8	1	20" END HATCH
9	1	4" x 4" STRUCTURAL TUBING FRAME, TYPICAL
10	1	INTERNAL LADDER



TRACTOR END



SIDE VIEW



DOLLY END

SPECIFICATIONS:
 1) TANK CAPACITY: 500 BBL/21,000 GAL.
 2) TANK WEIGHT: 26,000 LB.

NOTES:
 1. THIS DRAWING IS A BASELINE REPRESENTATION FOR THIS MODEL TANK. VARIATIONS BETWEEN THE DRAWING AND THE ACTUAL EQUIPMENT IN THE FIELD CAN AND DO EXIST, PRIMARILY WITH APPURTENANCE LOCATIONS, SIZES AND QUANTITIES. CONSULT YOUR LOCAL BAKER REPRESENTATIVE IF SPECIFIC NEEDS EXIST.
 2. THIS TANK IS EQUIPPED WITH A PRESSURE RELIEF VALVE SET AT 1.0 LB./IN. PRESSURE AND 0.4 OZ./IN. VACUUM.
 3. SOME INDIVIDUAL TANKS ARE EQUIPPED WITH BOTTOM HEATING COILS MADE OF CARBON STEEL PIPE.
 4. TANKS ARE TO BE TRANSPORTED WHILE EMPTY ONLY.

The information contained herein is proprietary to Baker Tanks and shall not be reproduced or disclosed in whole or in part, or used for any design or manufacture except when user obtains direct written authorization from Baker Tanks.



3020 OLD RANCH PARKWAY
 SEAL BEACH, CA 90740-2751

G				SCALE:	SIZE	ORIGINAL DWG. DATE
F					B	25FEB02
E				DRAWN BY:	APPROVED BY:	CAT/CLASS
D				A. R.	-	100-5XXX
C				TITLE		SHEET
B				EZ CLEAN VAPOR-TIGHT		1 OF 1
A	ADDED HIDDEN LINES / LIGHTENED HANDRAILES	7/12/05	Z.E.R	DRAWING NO.		REV.
REV.	DESCRIPTION	DATE	BY	S-1-M0007-1-		A